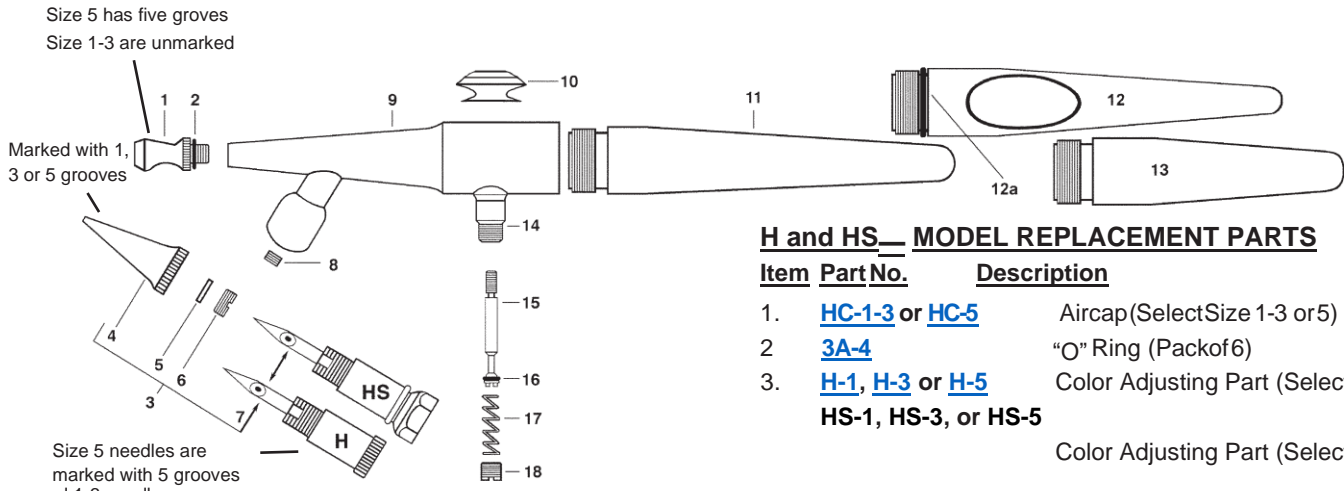


**Paasche® H and HS Single Action, External Mix Airbrushes Parts List**



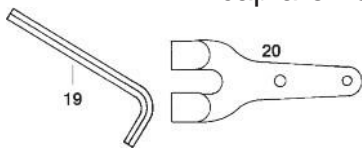
Size 5 has five grooves  
Size 1-3 are unmarked

Marked with 1, 3 or 5 grooves

Size 5 needles are marked with 5 grooves and 1-3 needles are marked with 1 & 3

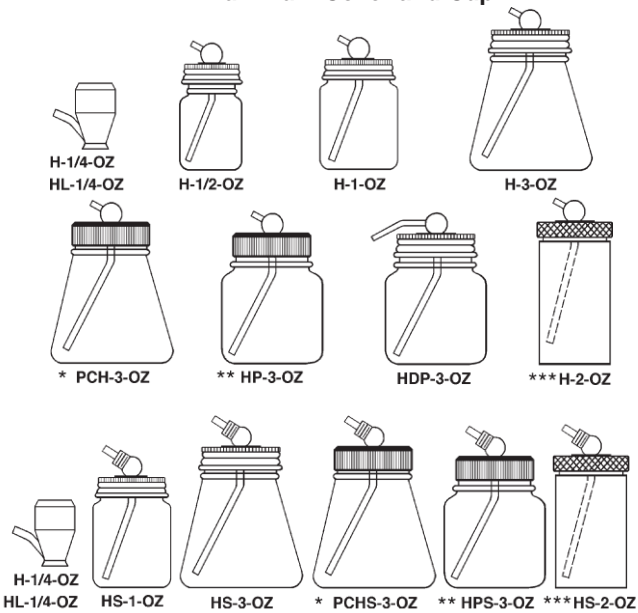
grooves side by side.

The size 1 & 3 Needle and Aircap are now the same part.



**H and HS Airbrush Metal Color Cups, Glass and Plastic Bottle Assemblies**

- \* Plastic Cover, Metal Tube and Glass Bottle.
- \*\* Plastic Cover, Tube and Bottle.
- \*\*\* Aluminum Cover and Cup.



H & HS Airbrush Airhoses with Factory Installed Couplings and replacement Couplings for field installation.

**H and HS MODEL REPLACEMENT PARTS**

| Item | Part No.  | Description                                 |
|------|---|---|
| 1.   | <a href="#">HC-1-3</a> or <a href="#">HC-5</a>                        | Aircap(SelectSize 1-3 or5)                  |
| 2.   | <a href="#">3A-4</a>  | "O" Ring (Packof6)                          |
| 3.   | <a href="#">H-1</a> , <a href="#">H-3</a> or <a href="#">H-5</a>      | Color Adjusting Part (Select Size)          |
|      | <a href="#">HS-1</a> , <a href="#">HS-3</a> , or <a href="#">HS-5</a> | Color Adjusting Part (Select Size)          |
| 4.   | <a href="#">HT-1</a> , <a href="#">HT-3</a> , or <a href="#">HT-5</a> | Tip (Select Size)                           |
| 5.   | <a href="#">H-185</a>   | Packing                                     |
| 6.   | <a href="#">H-184</a>   | Nut   |
| 7.   | <a href="#">HN-1-3</a> or <a href="#">HN-5</a>                        | Needle Assembly                             |
| 7.   | <a href="#">HNS-1-3</a> or <a href="#">HNS-5</a>                      | Needle Assembly                             |
| 8.   | <a href="#">H-153</a>   | Set Screw (Stainless Steel)                 |
| 9.   | <a href="#">H-150N</a>  | Shell (Includes H-128A)                     |
| 10.  | <a href="#">H-155</a>   | Finger Button                               |
| 11.  | <a href="#">H-143</a>   | Handle (Nylon)                              |
| 12.  | <a href="#">HVL-202</a>   | Metal Handle w/Cut-Out, "O" Ring (Optional) |
| 12a. | <a href="#">VL-224</a>  | "O" Ring for HVL-202 Handle                 |
| 13.  | <a href="#">HVL-200</a>   | Metal Handle - no cutout                    |
| 14.  | <a href="#">H-128A</a>  | Valve Casing                                |
| 15.  | <a href="#">H-192A</a>  | Valve Plunger w/ A-53 Valve Washer          |
| 16.  | <a href="#">A-53</a>  | Valve Washer (Pack of 6)                    |
| 17.  | <a href="#">A-22</a>  | Valve Spring                                |
| 18.  | <a href="#">A-23R</a>   | Air Valve Nut                               |
| 19.  | <a href="#">F-186</a>   | Wrench                                      |
| 20.  | <a href="#">A-34</a>  | Hanger                                      |

**Cover Assemblies & Gaskets**

|                      |                                 |
|----------------------|---------------------------------|
| <a href="#">H1</a>   | 1oz. H Cover Assembly           |
| <a href="#">HS1</a>  | 1oz. HS Cover Assembly          |
| <a href="#">H1/2</a> | 1/2 oz. H Cover Assem. W/Gasket |
| <a href="#">H3</a>   | 3 oz. H Cover Assembly          |
| <a href="#">PCH3</a> | NYLON Cover Assembly            |
| <a href="#">HS3</a>  | 3 oz. HS Cover Assembly         |
| <a href="#">5-G</a>  | 1oz. Gasket                     |
| <a href="#">3-JG</a> | 3 oz. Gasket (Use W/2 oz.)      |

**Air Hoses W/Factory Installed Couplings**

|     |                        |                                  |
|-----|------------------------|----------------------------------|
| 40. | <a href="#">A-1/8</a>  | Braided Air Hose W/Couplings     |
|     | <a href="#">3A-4</a>   | "O" Ring                         |
| 41. | <a href="#">HP-1/8</a> | PVC-Red Plastic Hose W/Couplings |

**Couplings**

|     |                        |                                      |
|-----|------------------------|--------------------------------------|
| 42. | <a href="#">AC-20</a>  | 1/8"-1/4" -40 Coupling (To Airbrush) |
| 43. | <a href="#">AC-1/8</a> | -1/4" Coupling (To Compressor)       |